

All CoreLED Systems, LLC Optical Components are designed and manufactured in the USA.

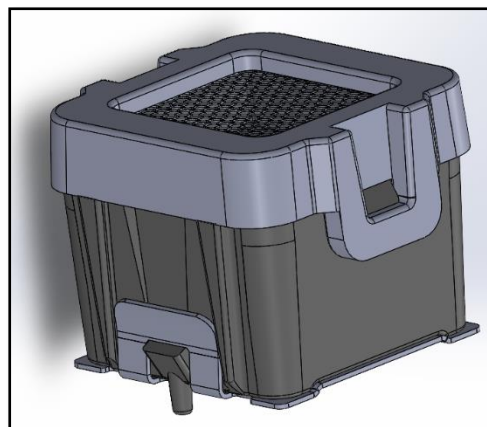
- Surface Mounted Sub-module: Single MLA (Micro Lens Array)
- Metal clip for PCB attachment
- Collimating silicone lens with housing
- Housing cap to retain MLA
- CoreLED PN 13115 (Assembly)
- Packaging & Solder Spec: see Product Data Sheet
- Emitter name: Osram Oslon Boost HM
- Emitter P/N: KW CELMM1.TG

Dimensions:

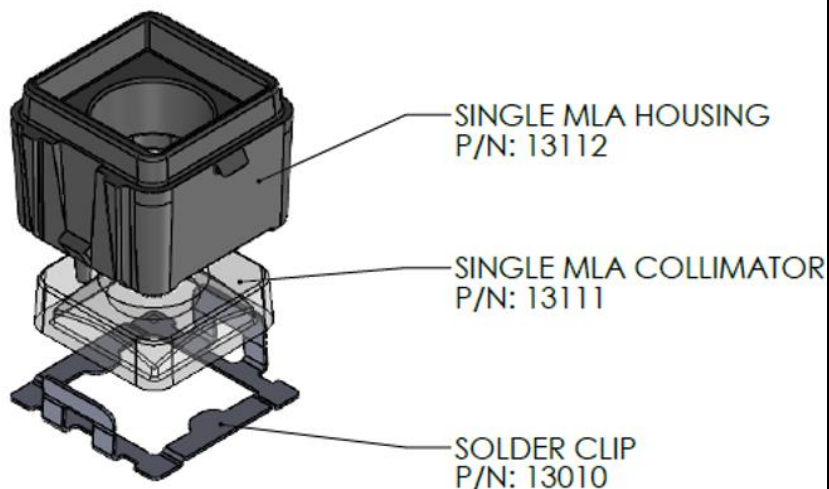
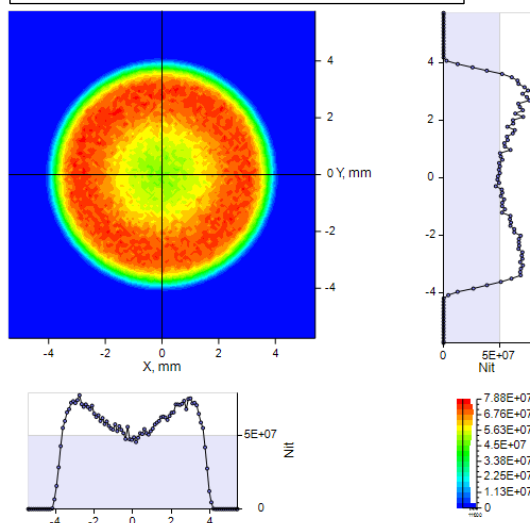
16.84 mm Width
16.73 mm Length
12.02 mm Height

*See Part Drawings
for more details*

IES NEMA Type	1H x 1V
Maximum Candela	12258
Maximum Candela Angle	0.0H 0.0V
Horizontal Beam Angle (50%)	8.8
Vertical Beam Angle (50%)	8.7
Horizontal Field Angle (10%)	13.1
Vertical Field Angle (10%)	13.1
Total Rated Lamp Lumens	500
Total Efficiency	58.42%



Spatial Luminance on MLA (nits)



Key Features:

- Collimating optics designed to work with Osram Oslon Boost HM
- Other LED can be analyzed for fit & performance upon request
- Supplied in tape & reel
- Precision alignment (within 0.2mm)
- Standard pick and place equipment